

## Model: GP-HS60P-42C

### Features

- Universal AC Input 90 ~ 305VAC.
- Constant Current Operation.
- Suitable For High Brightness LED Products.
- Built-in Active PFC Function.
- Protections: OVP / OCP / SCP / OTP .
- Class II/2 Power .
- IP67 Class.

### Approvals



### Size

163 \* 44.2 \* 32.5 mm (L\*W\*H)

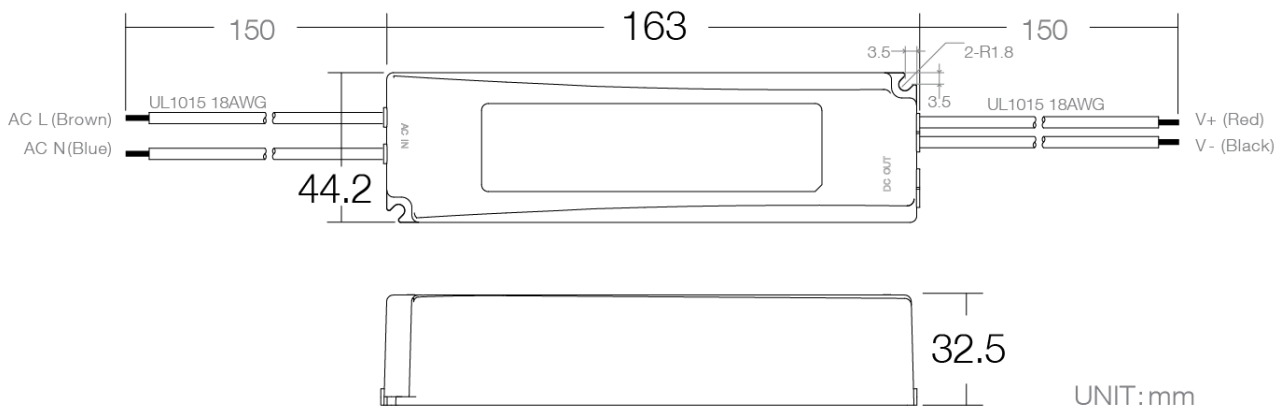


### Specifications

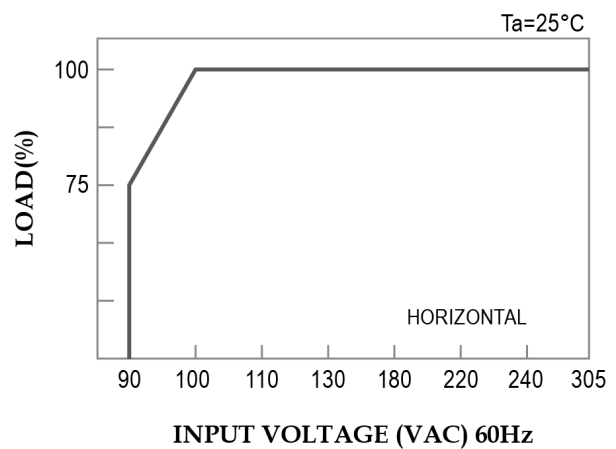
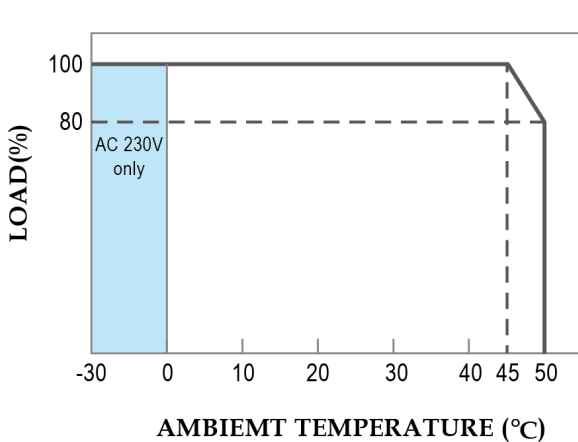
Model No.		GP-HS60P-42C
Output	DC Voltage	42V
	Constant Current Region (Note4)	33 ~ 42V
	Rated Current	1.4A
	Current Tolerance	± 5%
	Rated Power	58.8W
	Ripple & Noise (Max.)	250mV
	Efficiency at 240VAC(Typ.)	87%
	Voltage Tolerance	-1% ~ +5%
	Set up time (Max.)	< 2000ms at full load
Input	Voltage Range	90 ~ 305VAC
	Rated Voltage	100 ~ 240VAC / 277VAC (for North America Only)
	Frequency Range	47 Hz ~ 63 Hz
	AC Current (Max.)	0.8A at 100~240VAC/ 0.4A at 277VAC (for North American Only)
	Power Factor	≥ 0.98 at 120VAC / ≥ 0.94 at 240VAC / ≥ 0.92 at 277VAC, at full load
	Inrush Current (Max.)	Cold Start 70A at 240VAC
	Leakage Current	< 0.5mA / 240VAC
Protections	Short Circuit	Type: Hiccup and recovers after fault condition disappeared.
	Over Current	95 ~ 105% rated current. Type: Auto-recovery after fault condition disappeared.
	Over Voltage	46.2~54.6V Type: Latch mode (Re-power on to recover).
	Over Temperature	RT2: 105 ± 10°C Type: Latch mode (Re-power on to recover).
Environment	Operation Temp. Note.4	-30°C ~ 50°C (Refer derating curve)
	Operation Humidity	20% ~ 90% RH non-condensing.
	Storage Temp.	-40 ~ +60°C
	Storage Humidity	10% ~ 90% RH
	Vibration	10~500 Hz, 2G 10 min./1 cycle, period for 60 min. each along X, Y, Z axes.

Safety & EMC	Safety Standards	UL8750, EN61347-1, EN61347-2-13 , IP67 Approved.
	Withstand Voltage	I/P - O/P: 3750VAC
	Isolation Resistance	I/P-O/P:100M ohms / 500VDC at 25°C
	EMI Conduction & Radiation	Compliance to EN55015,FCC part 15
	Harmonic Current	Compliance to EN61000-3-2 Class C,EN61000-3-3
	EMS Immunity	Compliance to EN61000-4-2,3,4,5,6,11; EN61547
Others	MTBF	200K hours min. MIL-HDBK-217F(25°C)
	Dimension(L x W x H)	163 x 44.2 x 32.5mm; 371g/pcs
Note	1. All specifications not specially mentioned are measured at 240V AC and 25°C ambient temperature. 2. Ripple & Noise are measured at 20MHz bandwidth by using a 12" twisted pair-wire terminated with 0.1uf & 47uf parallel capacitor. 3. Constant current operation region is suitable for LED related applications, but please reconfirms special electrical requirements for some specific system design. 4. Voltage Tolerance: includes line regulation, load regulation and set-up tolerance. 5. Please refer to derating curve.	

## Mechanical Specification



## Derating Curve



## Constant Voltage / Constant Current Curve

