

Model: GP-LS200P Series

■ Features

- Universal AC Input 100~277VAC.
- Constant Voltage / Constant Current Operation.
- Withstand 277VAC Input.
- Built-in PFC Function.
- Protections: OVP / OCP / SCP / OTP.
- Fully Insulated Case with IP67 Level.
- Cooling by Free Air Convection.
- For High Brightness Light-Emitting Diode Products.

■ Approvals



■ Size

244 x 68 x 39 mm (L x W x H)

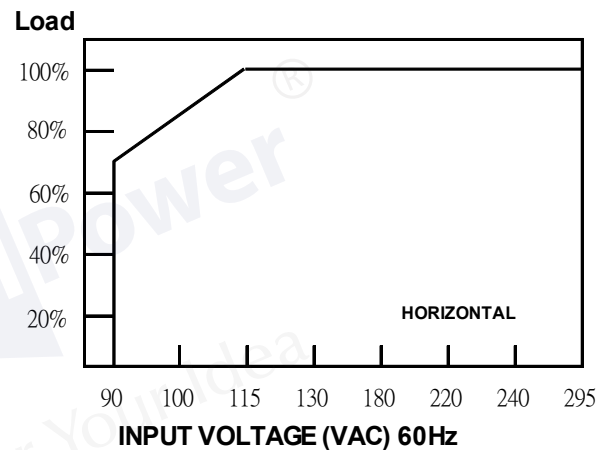
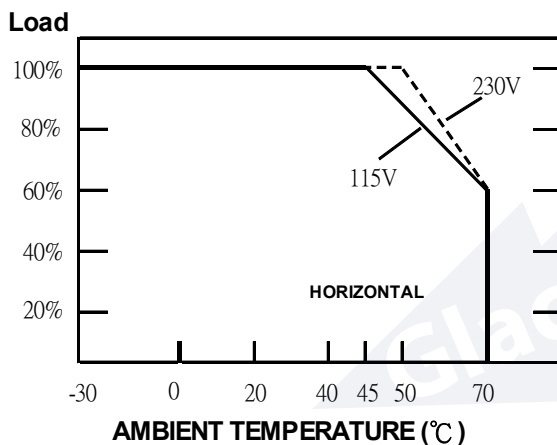


■ Specifications

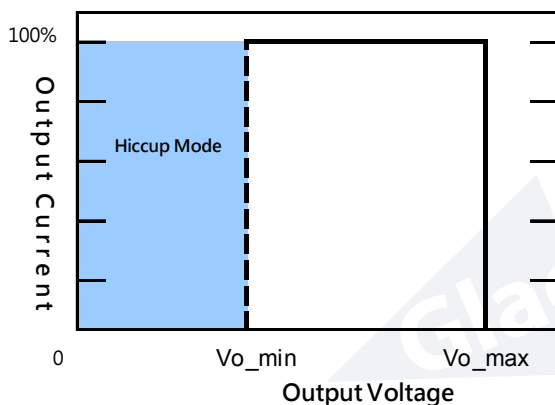
Model No.		GP-LS200P-12	GP-LS200P-24	GP-LS200P-36	GP-LS200P-48
Output	DC Voltage	12V	24V	36V	48V
	Constant Current Region Note.4	9 ~ 12V	16 ~ 24V	27 ~ 36V	37 ~ 48V
	Rated Current	13.4A	8.3A	5.6A	4.1A
	Current Tolerance	± 5%			
	Rated Power	160.8W	199.2W	201.6W	196.8W
	Ripple & Noise (Max.) Note.2	150mV	240mV	360mV	480mV
	Efficiency at 230V AC (Typ.)	87%	90%	90%	90%
	Voltage Tolerance Note.3	-1%~5%	-1%~5%	-1%~5%	-1%~5%
	Set up time (Max.)	1.5s / 230VAC, 3s / 115VAC, at full load.			
Input	Rated Voltage	100 ~ 277VAC			
	Voltage Range	90 ~ 295VAC / 127 ~ 417VDC			
	Frequency Range	47 Hz ~ 63 Hz			
	AC Current (Max.)	4A at 115VAC / 2A at 230VAC			
	Power Factor	>0.98 at 115VAC / >0.94 at 230VAC at full load. PF ≥ 0.9 at 70% load			
	Inrush Current (Max.)	COLD START 80A at 230VAC			
	Leakage Current	<0.5mA / 240VAC			
Protections	Over Current	95~105% rated current. Type: Constant current limit and recovers after fault condition disappeared.			
	Short Circuit	Type: Hiccup mode & recovers after fault condition disappeared.			
	Over Voltage	14~20V	26~32V	40-50V	52-60V
		Type: Hiccup mode or Latch mode(re-power on to recover).			
	Over Temperature	Tcase: 95°C ± 10% Type: Shutdown mode(re-power on to recover).			
Environment	Operation Temp.	-30°C ~50°C (Refer to output load derating curve)			
	Operation Humidity	20% ~ 90% RH non-condensing.			
	Storage Temp.	-40 ~ +80°C			
	Storage Humidity	10% ~ 90% RH			
	Vibration	10~500 Hz, 2G 10 min./1 cycle, period for 60 min. each along X, Y, Z axes.			

Safety& EMC	Safety Standards	EN61347-1,EN61347-2-13 ,independent,IP67 Approved.
	Withstand Voltage	I/P-O/P: 3.75KVAC I/P-FG:1.88KVAC O/P-FG:0.5KVAC
	Isolation Resistance	I/P-O/P,I/P-FG,O/P-FG:100M ohms / 500VDC at 25°C
	EMI Conduction & Radiation	Compliance to EN55015,FCC part 15
	Harmonic Current	Compliance to EN61000-3-2 Class C($\geq 75\%$ load),EN61000-3-3
	EMS Immunity	Compliance to EN61000-4-2,3,4,5,6,8,11;EN61547,criteria B
Others	MTBF	190K hours min. MIL-HDBK-217F(25°C)
	Dimension(L x W x H)	244 x 68 x 39mm; 1263g/pcs
Note	1. All specifications not specially mentioned are measured at 230VAC and 25°C ambient temperature. 2. Ripple & Noise are measured at 20MHz bandwidth by using a 12" twisted pair-wire terminated with 0.1uf & 47uf parallel capacitor. 3. Voltage Tolerance: includes line regulation, load regulation and set-up tolerance. 4. Constant current operation region is within 75%~100% rated output voltage. This is the suitable operation region for LED related applications, but please reconfirm special electrical requirements for some specific system design. 5. Please refer to derating curve.	

■ Derating Curve



■ Constant Voltage / Constant Current Curve



■ Mechanical Specification

