

Model: GP-LS100P-36 1E

■ Features

- Universal AC Input, from 90 to 305VAC.
- Constant Current and Constant Voltage Modes.
- Active Power Factor Correction is Built In.
- Safety Protections: OVP / OCP / SCP / OTP.
- IP67 Rated for Protection from Water and Dust.
- Compliant With The ErP (EU) No. 1194/2012, Stage 3 Directives.
- Consumes Less Than 0.5W When The Unit has No Load.
- Takes Less Than 0.5 Seconds to Start Up at 230VAC.
- IP68 Waterproof Connectors for Convenient Maintenance .

■ Approvals

CE FC cULus IP67

SELV EQUIVALENT

■ Size

222 x 68 x 39 mm (L x W x H)

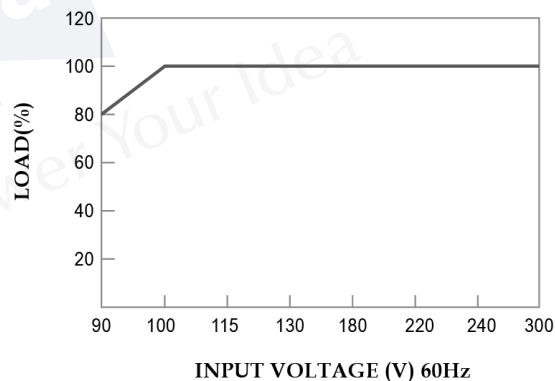
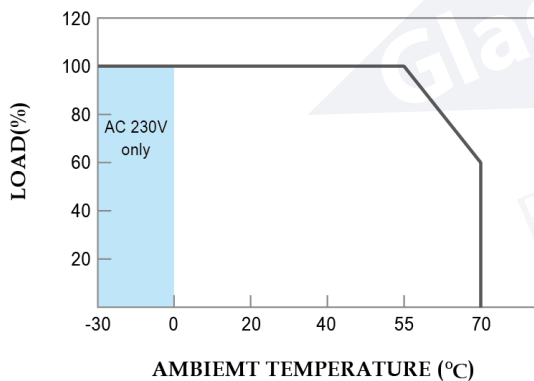


■ Specifications

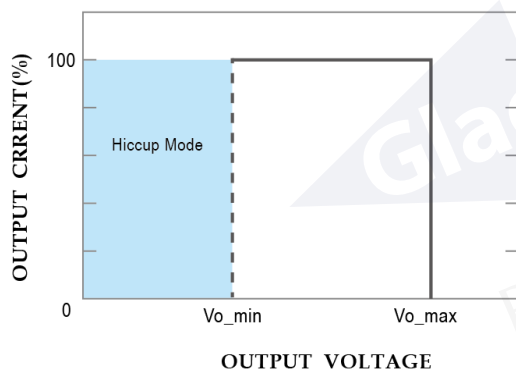
Model No.		GP-LS100P-36 1E
Output	DC Voltage	40V
	Constant Current Region <small>Note.4</small>	30-40V
	Rated Current	2.5A
	Current Tolerance	± 5%
	Rated Power	100W
	Ripple & Noise (Max.) <small>Note.2</small>	180mV
	Efficiency at 230Vac (Typ.)	90.0%
	Voltage Tolerance <small>Note.3</small>	-1%~5%
	Set up time (Max.)	0.5s / 230VAC, 1s / 115VAC, at full load.
Input	Voltage Range	90 ~ 305VAC / 127 ~ 430VDC
	Frequency Range	47 Hz ~ 63 Hz
	AC Current (Max.)	1.4A at 115VAC / 0.7A at 230VDC
	Power Factor	>0.98 at 115VAC / >0.95 at 230VAC at full load (≥ 0.9 at 230 VAC at 75% load)
	THD	<20%
	No Load Consumption	<0.5W
	Inrush Current (Max.)	COLD START 50A at 230VAC
	Leakage Current	<0.75mA / 240 VAC
Protections	Over Current	95~105% rated current. Type: Auto-recovery after fault condition disappeared.
	Short Circuit	Type: Hiccup mode & recovers after fault condition disappeared.
	Over Voltage	45-56V Type: Latch mode (re-power on to recover).
	Over Temperature	Tcase: 95°C ± 10°C
		Type: Shutdown mode (re-power on to recover).

Environment	Operation Temp. <small>Note.5</small>	-30°C ~70°C (Refer to output load derating curve)
	Operation Humidity	20% ~ 90% RH non-condensing.
	Storage Temp.	-40 ~ +80°C
	Storage Humidity	10% ~ 90% RH
	Vibration	10~500 Hz, 2G 10 min./1 cycle, period for 60 min. each along X, Y, Z axes.
Safety & EMC	Safety Standards	UL8750, EN61347-1, EN61347-2-13, independent; IP67 Approved.
	Withstand Voltage	I/P-O/P: 3.75KVAC I/P-FG:1.88KVAC O/P-FG:0.5KVAC
	Isolation Resistance	I/P-O/P,I/P-FG,O/P-FG:100M ohms / 500VDC at 25°C
	EMI Conduction & Radiation	Compliance to EN55015,FCC part 15
	Harmonic Current	Compliance to EN61000-3-2 Class C($\geq 75\%$ load),EN61000-3-3
Others	MTBF	250K hours min. MIL-HDBK-217F(25°C)
	Dimension(L x W x H)	222 x 68 x 39mm; 998g/pcs
Note	1. All specifications not specially mentioned are measured at 230VAC and 25°C ambient temperature. 2. Ripple & Noise are measured at 20MHz bandwidth by using a 12" twisted pair-wire terminated with 0.1uf & 47uf parallel capacitor. 3. Voltage Tolerance: includes line regulation, load regulation and set-up tolerance. 4. Constant current operation region is within 75%~100% rated output voltage. This is the suitable operation region for LED related applications, but please reconfirm special electrical requirements for some specific system design. 5. Please refer to derating curve.	

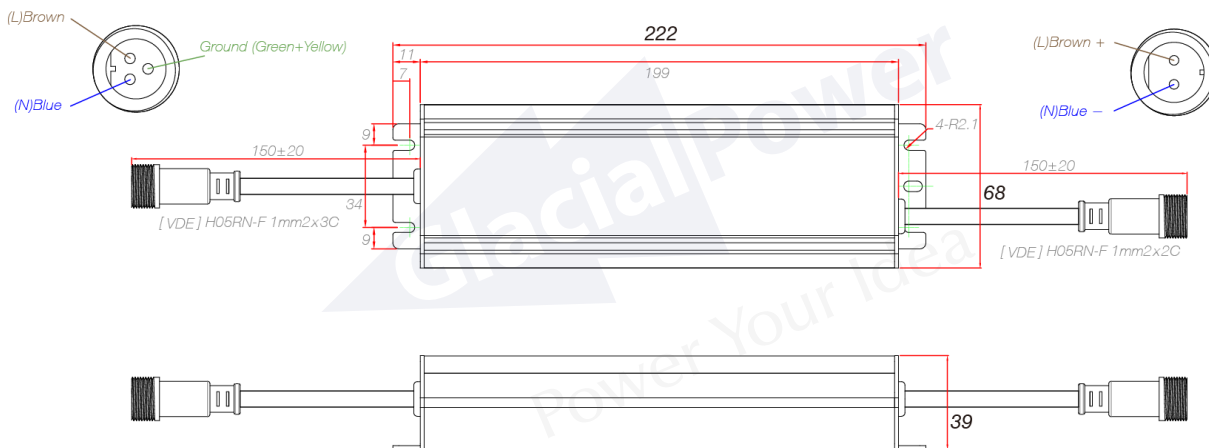
■ Derating Curve



■ Constant Voltage / Constant Current Curve



■ Mechanical Specification



■ Photo

