

Model: GP-CVP036N-xxV-T12 series (36W)

■ Features

- Universal AC Input Range 90 ~ 264VAC.
- Class II Power Design without Earth Pin.
- Constant Voltage Design. (CV mode)
- Fully Isolated Plastic Case.
- Protections: OCP/SCP/OTP/OVP.
- No Load Consumption < 0.5W at 230VAC.
- Withstand 300VAC Surge Input for 5 Seconds.

■ Approvals

CE ENEC SELV



■ Size

96 x 44.3 x 30 mm (L x W x H)

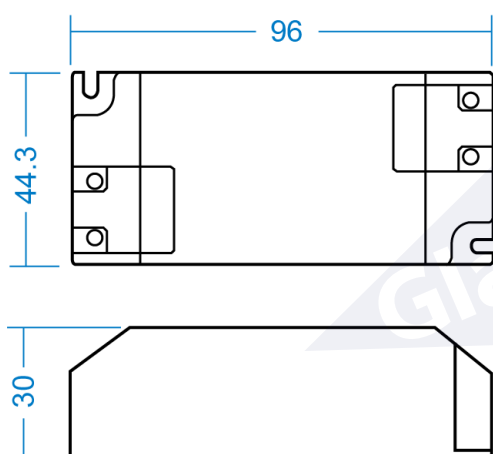


■ Specifications

Model No.		GP-CVP036N-12V-T12	GP-CVP036N-24V-T12
Output	DC Voltage Range	12V	24V
	Rated Current	0-3A	0-1.5A
	Rated Max. Power	36W	36W
	Voltage Tolerance	± 5%	± 5%
	Ripple & Noise (Max.) note.2	180 mVp-p	240 mVp-p
	Efficiency (Min)	83% at 230VAC full load	85% at 230VAC full load
	Set up Time (Max)	< 1S / 115VAC at full load / < 0.5S / 230VAC at full load	
Input	Rated Voltage	100 - 240VAC 141~340VDC	
	Voltage Range	90-264VAC	
	Frequency Range	47 Hz ~ 63 Hz	
	AC Current (Max.)	1A at 115VAC / 0.5A at 230VAC	
	Inrush Current (Max.)	< 30A at 115VAC / < 60A at 230VAC	
	Leakage Current	< 0.25mA / 240VAC	
	No Load Consumption	< 0.5W at 230VAC	
Protections	Over Current	110% - 150% Constant current limiting, auto-recovery	
	Short Circuit	Hiccup mode, recovers automatically after fault condition is removed	
	Over Temperature	Shut down o/p voltage, recovers automatically after temperature goes down.	
	Over Voltage	13-18V	29-33V
Environment	Operation Temp.	-20°C ~ 40°C (Refer to output load derating curve)	
	Operation Humidity	20% ~ 90% RH non-condensing.	
	Storage Temp & Humidity	-20 ~ +80°C , 10% ~ 90% RH	

Safety & EMC	Safety Standards	EN61347-1,EN61347-2-13;
	Withstand Voltage	I/P - O/P: 3.75K VAC
	Isolation Resistance	I/P - O/P: 100M ohms / 500VDC at 25°C
	EMI Conduction & radiation	meet Compliance to EN55015; FCC PART15 CLASSB
	EMS immunity	meet Compliance to EN61000-4-2,3,4,5,6,11;EN61547,EN61000-3-2 CLASS C
Connection	Input	2P screw terminal block
	Output	2P screw terminal block
Others	MTBF	100K hours min. @Ta=25 °C
	Dimension (L x W x H)	96 x 44.3 x 30mm; 150g/pcs
Note	1. All parameters NOT specially mentioned are measured at 230VAC input, rated load and 25°C ambient temperature. 2. Ripple & Noise are measured at 20MHZ bandwidth oscilloscope and with 0.1uF & 47uF parallel capacitor. 3. The power supply is considered a component which will be installed a final equipment. The final equipment must be re-confirmed that it still meets EMC directives.	

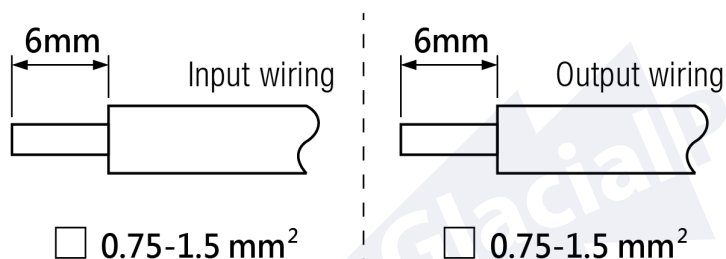
■ **Mechanical Specification**



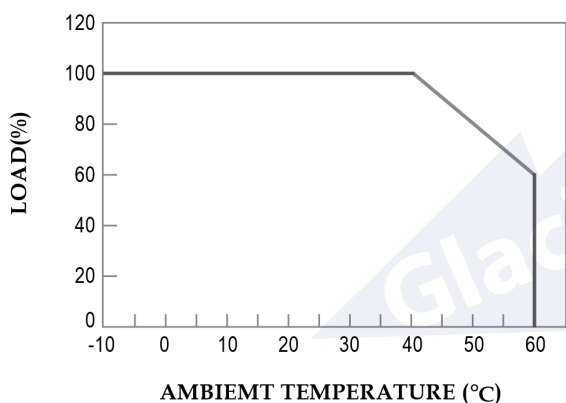
■ **Wiring Diagram**



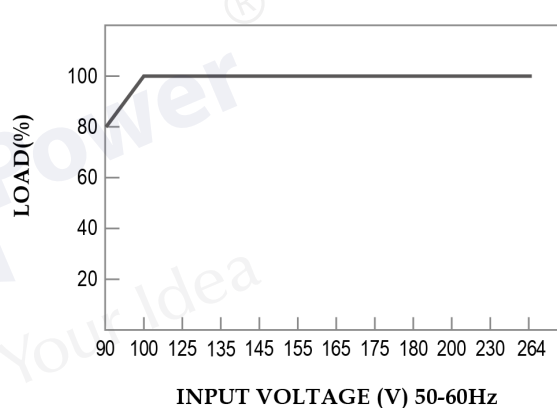
■ **Wire Range for Terminal Block**



■ **Power Derating Curve**



■ **Power Static Characteristics**



GlacialPower[®]
Power Your Idea

GlacialPower[®]
Power Your Idea