

User Manual

Intel LGA775 -
Igloo 5063 Series (Fan with 1B1S Bearing)
Igloo 5063 (E) Series (Fan with Entering Bearing)




Inspiring Cooling Technology
www.GlacialTech.com

•Installation




Step 1

Remove the plastic cover.




Step 2

Place the fasteners at the motherboard's holes.




Step 3

Make sure that all the fasteners are at the original status.




(Error!)




Step 4

Push down on the top of fasteners, you should hear a "click" when pushing down the fastener.



(Error!)

Do not put hands on the top of fan as the pressing point by installation in order to avoid fan hub damage.



Step 5

Connect the fan cable connector to the motherboard CPU fan header.

- FAN APPROVED BY CE & TUV & UL
- The specifications are subject to change without notice. All brand names and trademarks are the properties of their respective owners.

For further information, please consult our website: www.GlacialTech.com

© 2008 GlacialTech Inc. All rights reserved.